

Welcome to MyChart


What is MyChart?

OHSU provides access to your OHSU medical record, through MyChart, whenever you want and wherever you are. With MyChart, you can get information privately and quickly.



For MyChart help, speak to a person:

- OHSU Health patients (M-F, 7am-6pm) call **503-494-5252**
- MCMC patients (M-F, 8am-5pm) call **541-506-6499**



You can access MyChart on your desktop, laptop, or mobile device (iPad, SmartPhone).

Use these icons to:



Select the envelope icon to send a non-urgent **message** to care team.



Select the **calendar** icon to view upcoming and past **visits**.



Select the **medications** icon to see your prescriptions and request refills from OHSU Pharmacy.



Select the **lab results** icon to view lab results.

Key Terms

AVS After Visit Summary

DOB Date of Birth

MRN Medical Record Number

ROI Release of Information

VV Virtual Visit: A live video meeting with your doctor

What do I need to activate MyChart?

DOB, MRN, Activation Code

Why MyChart?

MyChart is a tool to communicate with your healthcare team and better understand your health. It is set up so you can find what you need.

**For urgent medical questions, call your clinic.
Call 911 if this is an emergency.**



For MyChart help, speak to a person:

- OHSU Health patients (M-F, 7am-6pm) call
503-494-5252
- MCMC patients (M-F, 8am-5pm) call
541-506-6499



You can find information about your visits

If you tap on the manage your visits icon, you can:

- Schedule your next visit
- Schedule Immediate Care visits
- View details of your past and upcoming visits, including your After Visit Summary (AVS)
- Schedule Smart Exams and receive information about your care plan



Keep track of your medications

- Order medicine refills at an OHSU pharmacy
- Call the pharmacy



See your test results

View test results and your doctor's comments



You can communicate with your care team

MyChart messages are a great way to connect with your provider and care team.

Messages are best to send if you need to send a short note and can wait a few days for a response, such as a new, **non-urgent issue** that needs medical advice.

If we can give you a quick answer, then we will do so free of charge.

If your question requires an in-depth answer, we may bill for it.

We will not charge for a MyChart message if we ask you to come in for a virtual or in-person visit for the answer.

For more information, go to <https://www.ohsu.edu/healthcare-now/mychart-messages>



Activate MyChart

1

Get an Activation Code

You need an **Activation Code to sign up**. You can get an Activation Code from your clinic, or by calling the **MyChart Patient Support Line**.



For MyChart help, speak to a person:


- OHSU Health patients (M-F, 7am-6pm) call **503-494-5252**
- MCMC patients (M-F, 8am-5pm) call **541-506-6499**

Desktop or Laptop

2

To sign up on your computer, go to:
OHSU.edu/mychart
and follow the instructions.

Sign Up Now



Smartphone or Tablet Instructions

2

Go to the App store


For iPad or iPhone, open the Apple App Store:



For Android devices, open the Google play store:



Download the MyChart App

1. Search for the MyChart Logo 
2. Tap **“install”**
3. Find and open the MyChart Logo icon
4. Choose Oregon and then OHSU Health MyChart
5. Sign up for an account

3

Sign Up

1. **Select** Sign up now
2. **Enter** Activation code, MRN and Date of Birth
3. **Select** Next
4. **On the Next page, create the following:**

MyChart activation code

Enter your activation code as it appears on your enrollment letter or After Visit Summary.

 -
 xxxxx - xxxxx

Medical Record Number

Please enter your medical record number.

Date of birth

Enter your date of birth in the format shown, using 4 digits for the year.

 / /
 mm / dd / yyyy